


Eclipse PulsePak Burner Panel

PB Series
Version 1



Parameter	Specifications
Power Supply	120 or 230 VAC, 1PH, 50/60 Hz
Ambient Temperature	32°F to 122°F (0°C to 50°C)
Enclosure Rating	NEMA 12
Dimensions	14" High x 12" Wide x 6" Deep (356 x 304 x 152 mm)
Weight	35 lbs (15 kg)
Flame Monitor	No Purge
Flame Sensor	Flame rod UV Scanner Self-Check UV Scanner (North America Only)
Ignition Transformer	Included
Start Signal	120 VAC or 230 VAC
Annunciation	Equipped with Integral Display and Remote Display
Supported Communication Protocols	Canbus, Profibus, Modbus TCP, and Devicenet

Host Communication with the PulsePak Burner Panel

The PulsePak Burner Panel can communicate with the PulsePak Zone Panel via CANBUS or the Customer's Furnace Master PLC via PROFIBUS, MODBUS TCP, or DEVICENET communication protocols.

Recommended Communication Cable

CANBUS/DEVICENET - BELDEN 7896A Multi-Conductor - DeviceBus® for ODVA DeviceNet™

PROFIBUS - BELDEN 3079A Multi-Conductor - DataBus® ISA/SP-50 PROFIBUS Cable

MODBUS/TCP - BELDEN 11700A Multi-Conductor - Category 5e DataTuff® Twisted Pair Cable

Ignition Cable

Ignition cable and ignition cable kits can be found under accessories in Data 841.

Cables

Brad Harrison cables are recommended for the PulsePak Zone Control Panel. The cables can be ordered in different lengths.

Valve Cables use a 3 pole straight / 90° cable; the control panel connector end is a straight male and the valve connector end is a 90° female.

- Eclipse P/N 10051030 - 3 foot
- Eclipse P/N 10051031 - 6 foot
- Eclipse P/N 10051032 - 12 foot

Sensor Cables use a 4 pole straight / 90° cable; the control panel connector end is a straight male and the sensor connector end is a 90° female.

- Eclipse P/N 10051033 - 3 foot
- Eclipse P/N 10051034 - 6 foot
- Eclipse P/N 10051035 - 12 foot

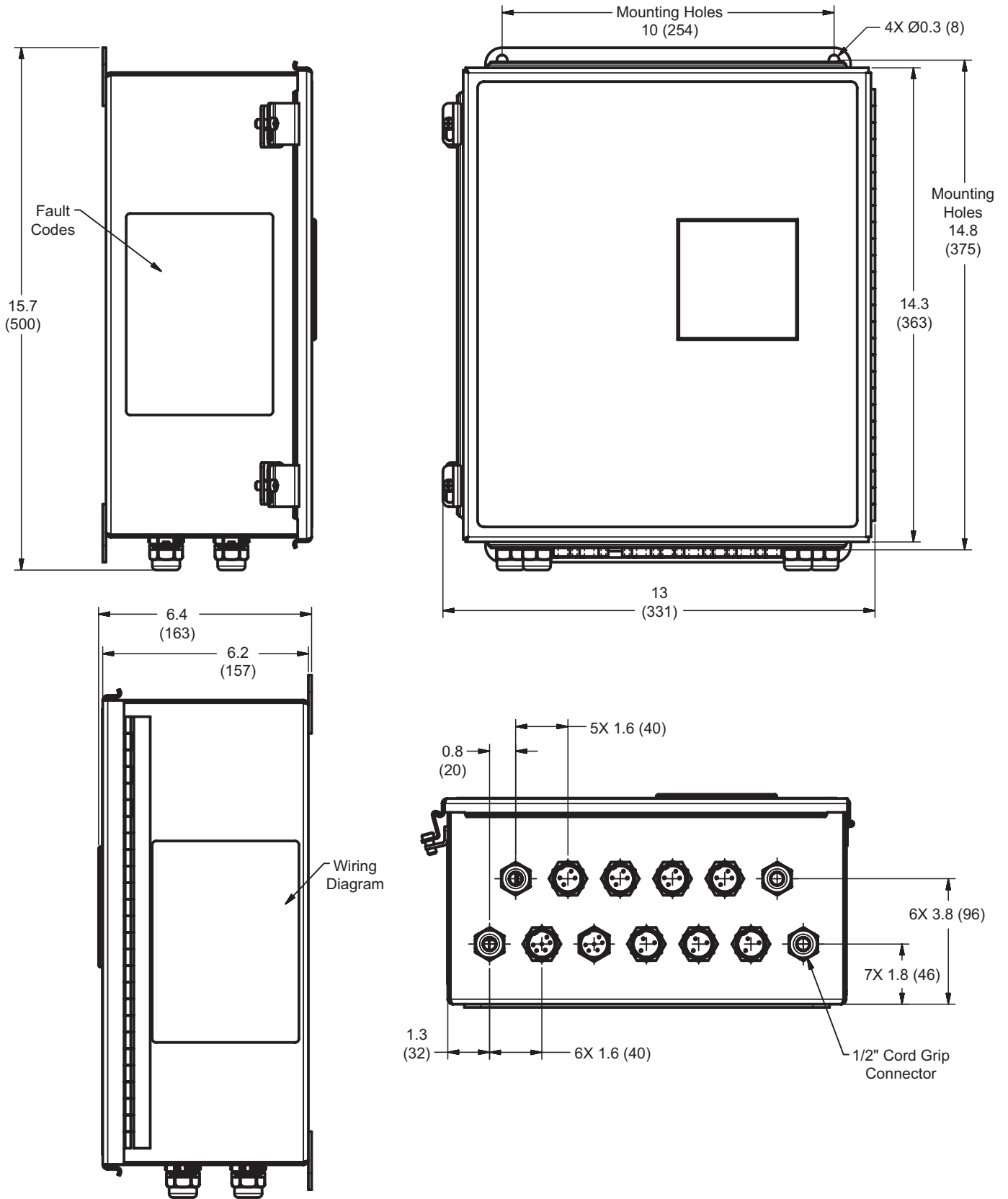
The Interlock Cable uses a 6 pole straight/straight cable; the control panel connector end is a straight male and the next control panel connector end is a straight female. Two cables can be connected together for increased length. If cable lengths require more cable connections, contact Eclipse with requirements.

- Eclipse P/N 10051036 - 3 foot
- Eclipse P/N 10051037 - 6 foot
- Eclipse P/N 10051038 - 12 foot
- Eclipse P/N 10051039 - 15 foot
- Eclipse P/N 10051040 - 20 foot
- Eclipse P/N 10051041 - 25 foot

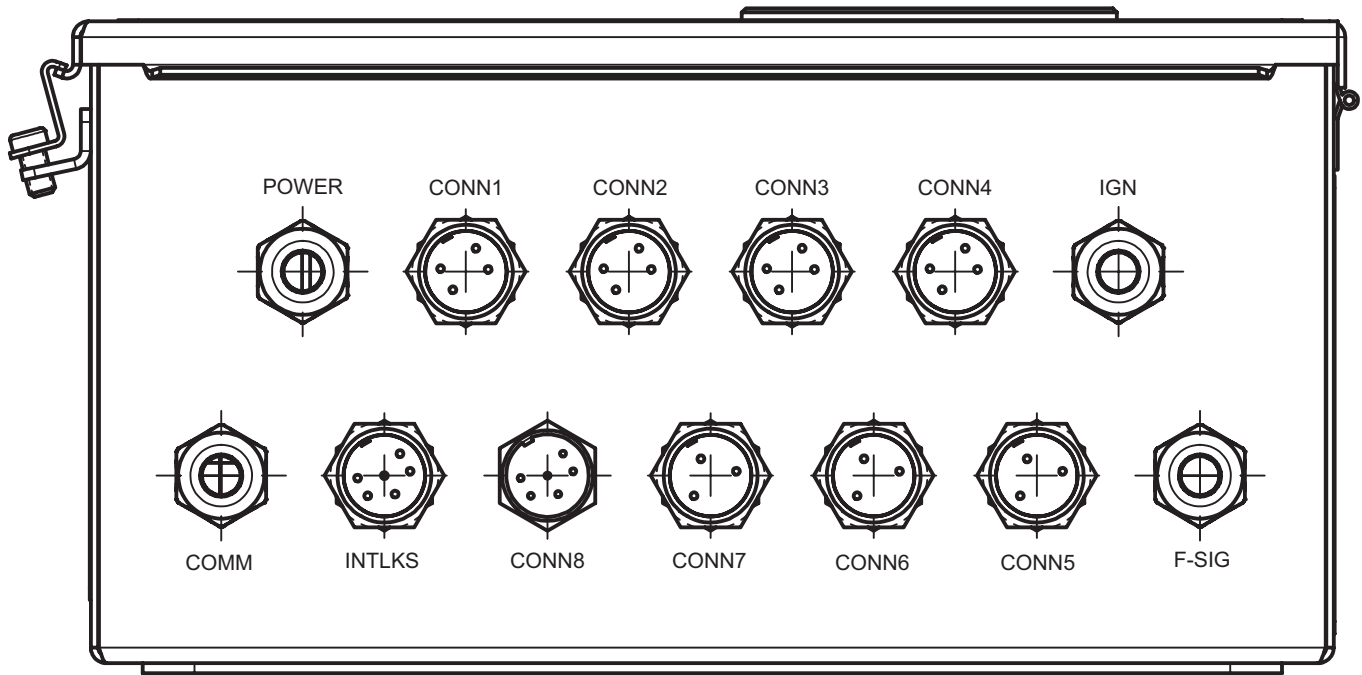
Drawings

Please refer to the Eclipse Product Information Center (EPIC) for PulsePak Burner Panel drawings.

Dimensions



Connector Layout





Offered By:

Power Equipment Company
2011 Williamsburg Road
Richmond, Virginia 23231
Phone (804) 236-3800
Fax (804) 236-3882

www.peconet.com